



Editorial

The strong pillar, the silent and subtle presence that held Aravind in place is no more.

Mr. G. Srinivasan, one of the founding members of Aravind Eye Hospitals and the President of Aravind's governing trust passed away in Madurai on 24 May 2021 at the age of 86, following a brief period of illness.

"GS" as he was fondly called, was the force behind each one of Aravind's facilities and their growth over the past four and half decades. His strength and dedication created the practical foundation for Aravind's vision to manifest. His was a life well-lived, touching many souls and lives.

Feeling grateful for his life and work, we resolve to perpetuate the values he brought to Aravind.

Aravind Events


In Memoriam

Mr. G. Srinivasan, the strong pillar, the silent and subtle presence that held Aravind in place is no more.

GS was born on July 7, 1934 at Vadamalapuram in Tirunelveli. He holds his B.E from Alagappa University and MS from Kansas State University, USA. Trained as a civil engineer, he worked for a brief period with the Asia Engineering Company. Later he quitteed, only to join his brother Dr. G. Venkataswamy, to establish the Aravind Eye Hospital in 1976. He single-handedly managed all aspects of Aravind's infrastructure and building projects.

A man with strong principles, GS instilled a culture of frugality into the very DNA of the organisation. But for his probence and unflinching support, Aravind would not have reached where it is today. It is hard to fathom the depth and extent of his contributions. By embedding fiscal discipline, he ensured the financial well-being of the organisation. Beneath GS' apparent strict demeanour, was a soul that cared for those in distress and a heart filled with a strong humor sense. Hardworking, simple and unassuming he was, his life itself was a message and source of inspiration to many, as evident from the overwhelming condolence notes received within hours of his passing.

An institution in himself, personalities like GS are hard to find. His light lives on in the lives he touched.



Aravind-Tirupati starts RoP Tele-screening

Retinopathy of Prematurity (RoP) is a disorder of the retinal vasculature growth in premature babies which can lead to blindness. In India, the incidence is 24%-47% among high risk preterm infants. Major risk factors are premature birth, low birth weight and high oxygen use in NICUS. Timing is one of the important factors that make the treatment successful.

The incidence of RoP is increasing because more NICUs are established even in rural parts of India and there is less number of ophthalmologists trained in RoP screening.

Tele screening through a portable fundus camera is an effective way to build this gap. Aravind Eye Hospital, Tirupati has launched tele-screening for RoP through a portable fundus camera called retcam. The project is funded by the United States Agency for International Development (USAID). This is a multicentre study with Aravind-Coimbatore being the primary investigating centre.

Refraction skill workshop

Aravind-Coimbatore, April 26

Two workshops were organized by the Refraction department for employees and trainees. Participants were divided into 11 teams. Each team was given a skill related topic. With the help of inputs from the seniors, trainees from each group came up with presentations on various skills. Charts and models representing vision cubicles were prepared and instruments and techniques used in refraction were displayed. PowerPoint presentations were also shown. The whole exercise gave an opportunity for the juniors to learn more about the skills in refraction and to fine-tune their knowledge. Doctors were invited as judges and good presentations were awarded.



CME on Best practices in Patient care

Aravind-Coimbatore, April 24

The CME was conducted for all staff of Aravind-Coimbatore and consisted of three sessions. Dr.Jebith Brayan, Medical Officer In charge, Aravind Eye Hospital, Udumalpet moderated the sessions. Mr.Gautam, Manager-Quality Assurance spoke on Excellence in service delivery in which he emphasized the importance of ensuring quality at each stage of service delivery. Ms.Rajakumar, Counselling Coordinator explored along with the participants the concept of Cure through care. Ms.Umapritha, Manager-HR dealt with the topic, Professional ethics to achieve excellence at work, and motivated the participants to focus on continuous improvement.



CME on Medico Legal Cases Management

Aravind-Coimbatore, April 17


The CME conducted for the MLOPs dealt with the procedures to handle medico legal cases and the legal formalities involved. Ms.Hema, Manager-Medical Records and Mr.Vignesh, Manager-Patient Care shared their experiences on documentation of such cases. The session was moderated by Dr.D.Chandrasekar, Consultant, Aravind Eye Care System. The session helped the participants understand the importance of medico legal cases documentation and communication with patients or their family members in handling such cases.



Creche Graduation Day

Aravind-Coimbatore, April 23

Janakiamma Child Care Centre celebrated its annual graduation day. Children enthralled the audience with their various performances. A total of four children graduated.



Aurolab

Launch of Aurovue VIVID

Aurolab launched Aurovue VIVID through a webinar organised for the heads of the IOL departments in all major Aravind centres. Dr.Haripriya, Head, Cataract and IOL Services, Aravind-Chennai shared her experiences of Aurovue VIVID and Mr.R.Sundar Ganesh, Manager, IOL Division, Aravind presented the technical information.

Aurovue VIVID enhances practical functional vision and overcomes the issue of visual disturbance in trifocal and multifocal IOL technologies. The combination of novel, diffractive and refractive EDOF IOL delivers superior contrast regardless of light conditions thereby enhancing quality of vision. It also provides excellent distance vision at night and minimizes the occurrence of glare and halo issues.

Training Programme

Aurolab organises a weekly training programme for its sales teams spread across India. Titled Auropedia, this is conducted every Saturday evening. Sessions focus on Aurolab products and features as well as soft skills development.

LAICO

Eyexcel 2.0


LAICO is conducting Eyexcel 2.0 from May 05 to June 09, 2021. For the first time, Eyexcel is being offered as a completely virtual course. Training sessions are scheduled weekly, spread across 6 weeks. 12 teams are participating, working on various real-time training projects.

Inauguration of Audio Visual Studio

LAICO, April 6

With support from Lavelle Fund for the Blind, LAICO has set up an advanced audio visual unit, equipped with professional studio-grade video and audio recording options.

This will be a meaningful addition to Aravind's audio visual requirements and will enable the team to augment the development of professional digital resources. A demo of the facility was also shown during the inauguration.



Publications

1. Hazarika M, Prajna NV, Senthilkumar S. Drug reservoir function of voriconazole impregnated human amniotic membrane: an in vitro study. Indian J Ophthalmol. 2021 May;69(5):1068-1072. [View More](#)
2. Gurnani B, Chitroy J, Narayana S, Rajkumar P, Kaur K, Gilbert J. Retrospective multifactorial analysis of Pterykium keratitis and review of literature. Indian J Ophthalmol. 2021 May;69(5):1095-1101. [View More](#)
3. Subathra GN, Rajendrababu SB, Senthilkumar VA, Mani I, Udayakumar B. Impact of COVID-19 on follow-up and medication adherence in patients with glaucoma in a tertiary eye care centre in South India. Indian J Ophthalmol. 2021 May;69(5):1264-1270. [View More](#)
4. Anitha V, Vanathi M. Commentary: A retrospective multifactorial analysis of Pterykium keratitis and review of the literature. Indian J Ophthalmol. 2021 May;69(5):1101-1102. [View More](#)
5. Gurnani B, Kaur K. Ophthalmic clinicians, researchers, scientists and author profiles - A new window to explore. Indian J Ophthalmol. 2021 May;69(5):1330-1331. [View More](#)
6. Ravichandran S, Venkatesh R, Sulaiman SM. Goat eye integrated with soap pellet as cataractous lens for phacoemulsification training: A thread to catch up the learning curve during pandemic. Indian J Ophthalmol. 2021 May;69(5):1335-1336. [View More](#)
7. Venkatesh R, Tagore S, Kaur K, Gurnani B, Nair M, Prasad S. Presbyopic glide: A simple aid to prevent grave errors in high surgical volume centres. Indian J Ophthalmol. 2021 May;69(5):1345-1346. [View More](#)
8. Anitha M, Sindal MD, Rashmita R. Hyperreflexive foci as biomarkers for inflammation in diabetic macular edema: Retrospective analysis of treatment naïve eyes from south India. Indian J Ophthalmol. 2021 May;69(5):1197-1202. [View More](#)
9. Odayappan A, Venkatesh R, Tammineni R, Nachappa S, Iswarya M. Perspectives of physicians regarding the role of webinars on medical education during the COVID-19 pandemic. Indian J Ophthalmol. 2021 May;69(5):1251-1256. [View More](#)
10. Khadka A, Ghosh A, Gupta I, Moutyaga F, Venu K, Venkatesh R. Perfect anterior capsulorhexis using a detented cystostome. Indian J Ophthalmol. 2021 May;69(5):1311-1313. [View More](#)
11. Gurnani B, Kaur K. Publication trend of COVID-19 and non-COVID-19 articles in the Indian Journal of Ophthalmology during the pandemic. Indian J Ophthalmol. 2021 May;69(5):1241-1248. [View More](#)
12. Dutt S, Vadivel SS, Nagarajan S, Galagali A, Christy JS, Sivarman A, Rao DP. A novel approach to anterior segment imaging with smartphones in the COVID-19 era. Indian J Ophthalmol. 2021 May;69(5):1257-1262. [View More](#)
13. Hanef A, Ramprasad OG, Rajendran DT, Nunes J, Dharmalingam K, Naveen R, Young T-H, Hsieh H-Y, Prajna NV, Willoughby CE, Williams R. Chemical Cross-Linking of Corneal Tissue to Reduce Progression of Loss of Sight in Patients With Keratoconus. Transl Vis Sci Technol. 2021;10(5):8. [View More](#)
14. Viswanathin S, Anjanamurthy R, Vamsirajan A, Bharanidharan D, Perumalsamy V, Sundaresan P. Clinical exome sequencing facilitates the understanding of genetic heterogeneity in Leber congenital amaurosis patients with variable phenotype in southern India. Eye Vis (Lond). 2021;8:20. [View More](#)
15. Rajendrababu S, Bansal O, Sheriff S, Senthilkumar VA, Uduman MS. Visual field-based grading of disease severity in newly diagnosed primary open angle glaucoma patients presenting to a tertiary eye care centre in India. Int Ophthalmol. 2021 May 9. [Epub] [View More](#)
16. Englehard SB, Haripriya A, Namburath S, Piatelli M, Daniel E, Kempen JH. Dropped Nucleus during Cataract Surgery in South India: Incidence, Risk Factors, and Outcomes. Ophthalmic Epidemiol. 2021 May 12:1-8. [Epub] [View More](#)
17. Raghavvan A, Nair AV, Karvitha N, Venkatapathi N, Rammoohan R. Voriconazole in the successful management of a case of Acanthamoeba-Chlamydia keratitis. Am J Ophthalmol Case Rep. 2021 Apr 16:22:101107. [View More](#)
18. Cicciola EC, Karvitha S, Sengupta S, Wiggs JL, Kister MA, Ramani GV, Rajendrababu S, Ramulu PV, Venkatesh R, Zebarski N. The Heritability of Primary Angle Closure Anatomic Traits and Predictors of Angle Closure in South Indian Indians. Am J Ophthalmol. 2021 May 13. [Epub] [View More](#)

Training

Enrolments for April 2021

Training			
Enrolments for April 2021			
April- 2021			
Course title		Training Centre	No. of enrolments
LONG TERM FELLOWSHIP PROGRAMMES – FOR OPHTHALMOLOGISTS			
Fellowship in Anterior Segment / Intraocular Lens Surgery		Coimbatore	1
		Tirupathi	1
Fellowship in Comprehensive Ophthalmology		Chennai	1
		Madurai	1
Fellowship in Cornea		Madurai	2
		Chennai	1
		Coimbatore	1
		Tirunelveli	1
Fellowship in Glaucoma		Madurai	1
		Coimbatore	2
Fellowship in Orbit & Oculoplasty		Tirunelveli	1
		Madurai	1
Fellowship in Paediatric Ophthalmology & Strabismus		Coimbatore	1
		Madurai	1
CLINICAL COURSES FOR OPHTHALMOLOGISTS			
Phacoemulsification		Pondicherry	18
Management of Retinopathy of Prematurity and Paediatric Retinal Disorders		Coimbatore	1

Statistics

Patient Monthly Statistics

*Other Surgeries include major surgeries, minor surgeries, intra-vitreal & other injections and laser procedures

Statistics

Patient Monthly Statistics

April- 2021													
Hospitals	Madurai	Tirunelveli	Thiruv	Coimbatore	Pondicherry	Tirupur	Dirindigul	Salem	Tuticorin	Udumalpet	CheCC	Chennai	Tirupati
HOSPITAL OUT-PATIENT VISITS													
Paying (New & Review)	44,631	23,425	7,879	23,577	22,693	4,520	7,159	11,327	4,714	4,365	2,934	21,314	9,231
Free/Direct	18,299	6,463	2,772	10,336	11,003	1,879	—	3,623	1,242	2,746	—	8,624	6,734
OUTREACH OUT-PATIENT													
Comprehensive Eye Camps	178	1,281	465	1,853	393	337	—	215	198	172	—	844	673
Diabetic Retinopathy Camps	—	113	—	192	—	—	—	—	—	—	—	—	305
Refraction Camps	—	217	320	328	—	—	—	—	—	—	—	—	865
Mobile Refraction Unit	—	—	—	53	—	—	—	350	—	—	—	—	403
School Screening Camp	—	—	—	12	—	—	—	—	—	—	—	—	12
RoP Screening	168	190	137	633	15	—	—	—	—	—	—	103	—
Vision Centres	22,181	12,400	5,266	4,854	7,903	1,123	—	1,132	—	1,597	—	—	—
Community / City Centres	8,008	2,450	1,994	—	2,110	—	—	—	—	—	—	—	—
Total OP Examinations	93,405	46,539	18,833	41,838	44,117	7,865	7,159	16,647	6,154	8,880	2,934	30,885	16,638
Total number of camps	1	10	4	15	2	2	—	2	1	3	—	5	3
SURGERIES													
Cataract	7,511	3,029	1,190	3,987	4,318	757	650	1,593	485	1,458	154	3,118	1,853
Other Surgeries	5,502	1,839	482	2,710	2,481	92	167	504	59	127	47	1,738	715
Total Surgeries	13,013	4,868	1,672	6,697	6,799	849	717	2,097	544	1,585	201	4,856	2,568

*Other Surgeries include major surgeries, minor surgeries, intra-vitreal & other injections and laser procedures

Archives

Learn more about the happenings at Aravind

May 2021 [More Archives](#)

Subscribe to our newsletter

By subscribing to our mailing list you will always be updated with the latest news from us!

Email*

[Submit](#)