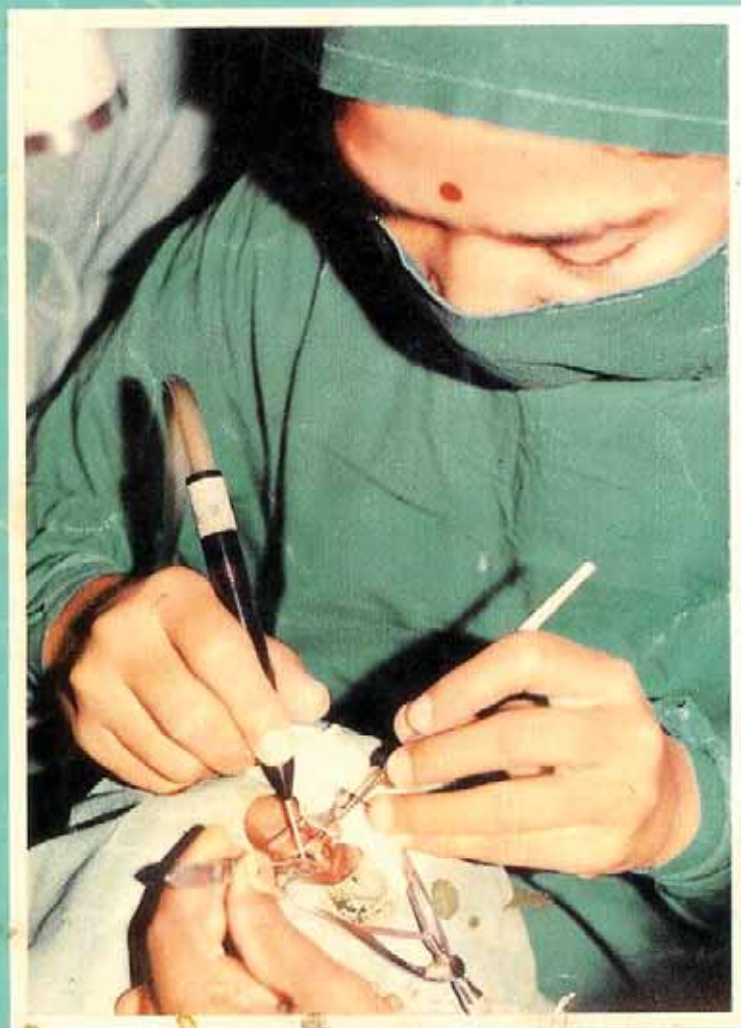


AR 9, 85

# ARAVIND EYE HOSPITAL



## ANNUAL REPORT 1987





Aravind Eye Hospital has established model eye care systems to reach rich and poor, rural and urban in India. This work requires professional efficiency and dedication.

It is a way of life to reach the Divine or perfection through 'Karmayoga'. The work here moulds us and makes us better instruments for the Divine work.

Director,  
Aravind Eye Hospital

Founded in 1976, by the great visionary Dr.G. Venkataswamy, Aravind Eye Hospital has since expanded from a 20 bed clinic to an integrated programme of hospital based care with over 800 beds and rural eye camps. Aravind provides the highest volume of ophthalmic surgery in the world. Since its inception, 1.65 million patient visits have been handled and 160,000 surgeries performed.

Nearly three quarter of all patients receive free care and surgery. The institution is financially self sufficient, with revenues from paying patients supporting all the free work. The credit for this progress goes to the dedicated work force and an excellent management team.

Aravind's future holds out many promises to humanity. To accomplish our goal of eliminating needless blindness, we have established a strong base from which the hospital can launch its diverse programmes.

New technology is integral to the efficiency of our hospital's day to day operations. The capability to treat patients with the most modern equipment and to rapidly process information, enables our staff to focus more on personalized patient care.

**Computer Center:** Aravind presently has 9 computers. This includes a super micro computer, a Macintosh Plus and several personal computers. These computers are used for data entry and research analysis and for creating health education materials and publications.




At the Computer Centre

**Tirunelveli Eye Hospital:** Aravind's second satellite hospital is scheduled to function from 1st February, 1988. This hospital has facilities for 200 free beds and 200 paying beds and covers an area of 75,000 sq.ft. Doctors' and Nurses' quarters are also being built.

**Expansion at Madurai:** The out-patient facilities of the base hospital at Madurai will be housed in a new building behind the present building. The construction for this has commenced already and is expected to take about a year.

**Equipment:** Aravind is able to provide the latest in ophthalmic treatment to all patients. In addition to Yag Laser, Argon & Krypton Laser and ultra sound equipment, Aravind acquired during 1987, three operating microscopes, 3 slit lamps and a fundus camera.

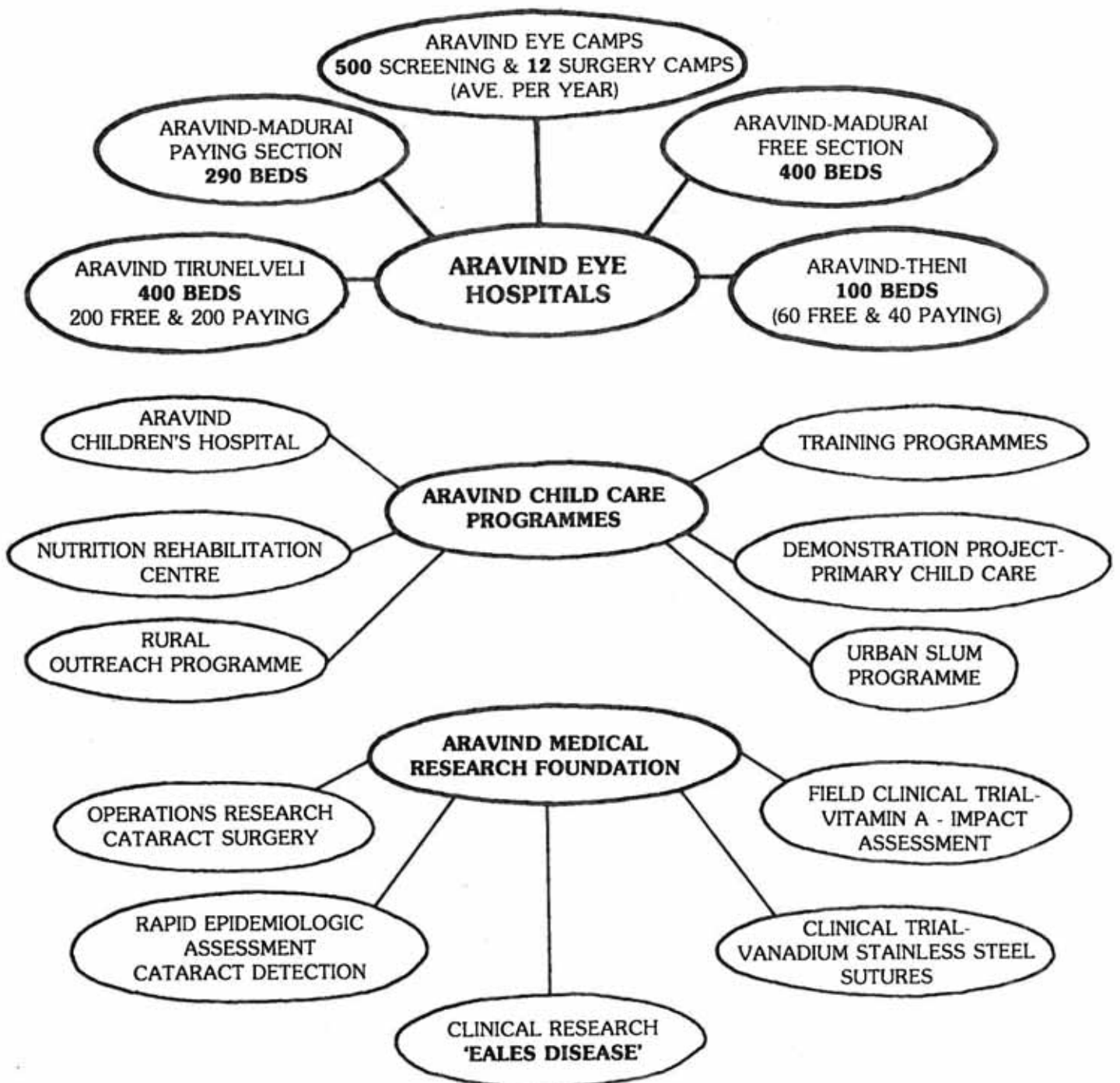


Dr. Harish Raichur, Retina fellow using the new fundus camera on a patient.

**Equipment Maintenance and Production of Low Cost Sutures:** A separate lab has been set up for the development and maintenance of instruments and equipment. This lab will maintain all the existing electrical and medical instruments and also do developmental work. Facilities for making low cost suture needles was set up by Mr. Pek Van An del from Holland who visited Aravind in October 1987 under the auspices of World Health Organization. He also trained the staff to maintain and repair all the sharp instruments used in microsurgery. Developmental activities concerning the mass production of surgical needles are going on.



Mr. Poornachandran and Ms. Pushpalatha working in the equipment maintenance room.



**SPECIALITY CLINICS**

CONTACT LENS  
CORNEA SERVICE  
DIABETIC RETINOPATHY  
GLAUCOMA  
MICROBIOLOGY/ PATHOLOGY

NEURO-OPHTHALMOLOGY  
PAEDIATRIC  
OPHTHALMOLOGY  
RETINA &  
VITREOUS SERVICES  
ULTRASOUND &  
LASER TREATMENT

**OUT-PATIENT CLINICS**

(Two days a week)

BATLAGUNDU  
BODINAICKANUR  
CUMBUM  
SANKARANKOIL

## PATIENT LOAD SUMMARY FOR 1987

		<u>Out-patient</u> <u>Visits</u>	<u>Operations</u>
<b><u>PAYING</u></b>			
Madurai	-	100,003	9,267
Theni	-	20,112	704
Sankarankoil	-	1,713	-
<b><u>FREE</u></b>			
Madurai	-	70,180	17,324
Camps	-	110,001	2,828
Theni	-	-	1,410
Total		<u>302,009</u>	<u>31,533</u>

## SURGERY STATISTICS - 1987

	<u>Paying</u>	<u>Free</u>	<u>Total</u>
1. Cataract and other lens removal procedures (excl. IOL)	4,608	19,005	23,613
2. Intra Ocular Lens (IOL)	2,422	597	3,019
3. Trabeculectomy	237	242	479
4. Retinal detachment	230	10	240
5. Vitreous Surgery	164	19	183
6. Laser & Xenon photocoagulation	485	-	485
7. Membranectomy	51	10	61
8. Keratoplasty & Therapeutic grafting	109	9	118
9. Squint correction	91	3	94
10. Ptosis & plastic surgery	9	1	10
11. Pterygium	179	403	582
12. DCR, DCT & other septic operations	339	1,263	1,602
13. Others	1,047	-	1,047
Total	<u>9,971</u>	<u>21,562</u>	<u>31,533</u>

## FREE EYE CAMPS - COMMUNITY INVOLVEMENT:

Aravind encourages community involvement in order to mobilize human resources and to promote greater local participation and responsibility for services benefiting the local public.



A cataract patient being helped out of the surgery room by the local volunteers.

## FREE EYE CAMPS CONDUCTED IN 1987

Sl. No.	Name of the Agency	No. of camps	No. of cases	SURGERY		
				Cataract	Others	Total
1	Bhagavan Sri Sathya Sai Seva Organisation	42	15,268	2,471	79	2,550
2	Lions Club	42	15,978	2,279	41	2,320
3	Rotary club	17	4,645	585	3	588
4	Vivekanandha Kendra	81	15,312	1,865	25	1,890
5	Jaycees	11	2,755	319	5	324
6	Banks	25	6,101	642	6	648
7	Mills & Factories	13	5,034	750	14	764
8	Trusts	9	5,230	935	13	948
9	ASSEFA	4	584	82	-	82
10	Helen Keller Society	14	1,312	157	-	157
11	Schools & Colleges	23	3,379	661	3	664
12	Hospitals (including OR & BOSTID Projects)	88	10,688	947	33	980
13	Other Agencies	151	23,715	1,477	201	1,678
Total		520	110,001	13,170	423	13,593

## A PARTNERSHIP OF CONCERN AND COMMITMENT

Many National and International agencies have very generously and promptly extended their support and guidance in 1987 also. Assistance and grants came in the form of surgical equipments, technical assistance, computers and vehicles.

The **Seva Foundation** as our esteemed partners to the common cause and commitment of eradicating needless blindness have continued their support. This support helps us to speed the expansion of service delivery to underserved areas and thus brings light to the lives of many. Dr.Girija Brilliant and Dr.Suzanne Gilbert from Seva were at Aravind in February. Mr.Daniel Rifkin, Seva board member and his wife Carrie volunteered at the children's hospital and helped us to develop the nutrition garden at the Nutrition Rehabilitation Centre.

The **Royal Commonwealth Society for the Blind (RCSB)**, U.K. have continued to support the free work by subsidising the cost of surgery.

Mr.Alan Johns, Director, RCSB, U.K and Dr.Rajendra T Vyas, Director,RCSB, Bombay were at Aravind in February 87 regarding the transfer of the Xerophthalmia Project office from Bombay to Aravind, Madurai.

Dr.Christopher Friend and Dr. Marilyn Myers from RCSB, London, visited Aravind in September 87.

Mr.John Sterling, a British businessman visited Aravind through RCSB to study our hospital management procedures and give suggestions.

**Direct Relief International** has continued to help with the shipping of such gifts under the Indo-US agreement.

Ms. Meredith T Lloyd from **Helen Keller International**, USA was at Aravind in May 1987, and visited an eye camp.

Throughout the year 1987, volunteers from several international organizations generously gave of their time and expertise, sharing their knowledge with the staff of Aravind.

Dr.Robert Letson, Associate Professor, Univ. of Minnesota, USA and Dr.Jean Milot, ophthalmologist from Toronto, Canada spent a few days at the Paediatric Ophthalmology clinic with Dr. Vijayalakshmi at Aravind. Dr.Milot's visit to Aravind was through the Canadian Executive Service Organisation.



Feeding patients receiving free cataract surgery.



Helpage India: General Pannu, Director, Helpage India was at Aravind to handover a Cheque for 2.2 lakh rupees towards the free treatment of the elderly at a function held at Aravind Eye Hospital - Free section.

## VITAMIN A. PROJECT

In collaboration with the Ford Foundation, Aravind Eye Hospital is carrying out a study on the effect of small dose of Vit.A on diarrhoea and respiratory infections in children under 5 yrs. of age.

The preparatory phase of mapping and enumerating the households in the 2 selected blocks in Trichy district has been completed. The baseline medical and ophthalmic assessment of the children is in progress. However all children with clinical signs of Vit.A deficiency are administered 200,000 I.U. of Vit.A. Treatment is also offered on the spot for other minor ailments and those requiring further medical attention are referred to the local Government hospital.

The study will also carry out 'Impression cytology' and estimation of Vit.A serum levels on a sample group to establish the changes in Vit A levels.

Meanwhile development of a simple dietary survey to grade the quantum of Vit. A in the diet is in progress. This can be administered by women with low education levels. This will be evaluated against the traditional high skilled nutritionists' survey.

Dr.Barbara Underwood of National Eye Institute, USA has been actively collaborating in this study- in developing the protocol; in the substudy such as the Impression cytology, estimation of Vit. A serum levels; and in developing the simplified nutritional survey for Vit. A assessment.



Mothers with their children at the Nutrition Rehabilitation Centre.



## OPERATIONS RESEARCH:

This project was started in 1985 in collaboration with the National Eye Institute (U.S.) and the University of Michigan with an objective of reducing barriers to cataract surgery. The study is designed to assess the effectiveness of various public health interventions in increasing the awareness and acceptance of surgery for cataract. This is expected to result in a practical, cost effective and replicable strategy for implementation on a wider scale.

During 1987, one of the four different types of interventions using Aphakic motivator, Basic Eye Health Worker, Screening Van or Mass Media, was implemented in each of the 80 villages, selected at random from Madurai and Ramnad districts. Ten more villages were selected as 'Controls' to enable scientific evaluation. In all the 80 villages, one of the following two types of subsidies was offered during the intervention to patients identified as requiring cataract surgery.

- a) Free Operation and glasses
- b) Free food, transport, operation and glasses.

In early 1987, staff trained specially for the project went to each village and saw over 20,000 persons during the intervention phase. Effectiveness evaluation started after a gap of six months by a separate team in the later part of 1987. The results and reports are eagerly awaited by several national and international agencies for further follow- up and action plan.



The following were at Aravind in 1987, in connection with the project.

Dr. Girija Brilliant,  
Social Scientist, Univ. of Michigan, USA  
Dr. Leon Ellwein, Consultant, Omaha, USA  
Dr. James Lepkowski,  
Statistician, Univ. of Michigan, USA  
Dr. Robert Tilden,  
Consultant, Univ. of Michigan, USA



Dr. Richard Mowrey, Bio Statistician, from National Eye Institute, USA discussing the project development with Dr. C.A.K. Shanmugham, Director, Operations Research Project.

## **EAL'S DISEASE STUDY**

Eales' disease study (EDS) is an on-going clinical and laboratory research project carried out jointly with the Department of Immunology, School of Biological Sciences of Madurai, Kamaraj University. This study is jointly funded by Indian Council of Medical Research, New Delhi and National Eye Institute, Bethesda U.S.A. under Indo- U.S. science initiative.

This study is designed to evaluate the effect of combined xenon photocoagulation with peripheral cryoablation against blue- green argon laser photocoagulation in patients with Eales' retinopathy. The laboratory study is aimed to find out the immunological basis of Eales' disease with special reference to any association with tuberculous allergy.

EDS is now in its 4th year. As of December 1987, 102 patients have been enrolled in the study. The data from this study will be analysed to gain insight into this blinding disease in young individuals.

## **RAPID EPIDEMIOLOGIC ASSESSMENT-CATARACT DETECTION**

The objective of the study is to develop and test a cost-effective method for diagnosing cataract blindness using paramedical workers. This study is funded by Board On Science and Technology for International Development (BOSTID) of the National Academy of Sciences, USA.

The following were at Aravind in 1987, in connection with the BOSTID project.

Mr. Michael J Meyers,  
Computer Consultant, Michigan, USA  
Dr. James Olson,  
Programme Director, BOSTID, USA

Mr. K. Vaidyanathan joined the project in January 1987 as Bio-statistician. Under the research grant, he was sent to the University of Michigan for training in survey methodology and sample design. He is also involved in the other research projects undertaken by the Aravind Medical Research Foundation.



## **CLINICAL TRIAL-VANADIUM STAINLESS STEEL SUTURES:**

Detailed protocol has been developed in collaboration with World Health Organisation. Facilities have been added to the instrument maintenance workshop for the manufacture of Vanadium stainless steel sutures. The proposal is now awaiting the clearance from the Government of India.

## ARAVIND CHILDREN'S HOSPITAL

The Aravind children's Hospital has extended its outreach programme to the rural area of Madurai East Block. The special feature of this programme is organising women to form health committees and assume social responsibility for their hamlet's women and child care programmes. The committees are successful in small hamlets with 50 or less households.

In the slums around the hospital there is an outreach programme to monitor morbidity and mortality and focus is on health and nutrition education to female siblings in the age group 7 to 11 who look after the younger children when the mothers are at work.

A morbidity analysis of these 2 areas has been carried out to give the base line information on the prevalence of ill health in the child population.


### Aravind Children's Hospital 1987 Statistics

Out-Patient Visits (Paying)	-	5141
Out-Patient Visits (Free)	-	20772
Total Number of In-Patients	-	115
Total Number of Camps conducted	-	51
Total Number of children examined	-	5167



Dr. (Mrs) Vijayalakshmi Rahmathullah joined Aravind in April 1987, as the Programme Director in charge of the RCSB Xerophthalmia Project. Prior to this, Dr. Lakshmi was medical adviser to the United Planters Association of Southern India (UPASI). Through her "Link worker" concept she achieved in bringing down the infant mortality rate significantly and consequently succeeded in reducing the birth rate. Her presence at UPASI not only brought betterment in the plantation worker's health but also increased the productivity of the association as a result.

Apart from the Xerophthalmia Project she oversees activities in Aravind Children's Hospital and Nutrition Rehabilitation Centre. She is also in charge of Ford Foundation Vit. A Project.



## **Nutrition Rehabilitation Centre (NRC)**

This centre is managed by Aravind with funding from the Royal Commonwealth Society for the Blind (RCSB), U.K. Here severely malnourished children are admitted along with their mothers. In addition to the treatment given for preventing blindness and restoring the health of the children, the children are also given a nutritious diet prepared from inexpensive and easily available foods. By helping in preparing this diet and in maintaining the kitchen garden and through the daily education sessions, the mothers learn about the importance of nutrition.

In 1987, a total of 235 children were admitted and treated at NRC.

Through 'Action Health 2000' the following volunteered their services at the Aravind children's hospital and at the Nutrition Rehabilitation Centre:

-General practitioner Dr. Christopher Hopkins and his wife Mary

-General practitioner Dr. Michael Dickson and his wife Jennie

Ms. Helen Whitaker  
Ms. Catherine Reiss \_\_\_\_Medical students  
Ms. Judith Melnish  
Mr. Mark Davies

Ms. Barbara Cameron  
Ms. Judith Savage \_\_\_\_Nurses  
Ms. Gail Rhodes



Dr. Michael Dickson and Dr. Paulraj examine a in-patient at the Aravind Children Hospital

Dr. Diana Carpenter, resident from University of Rochester, New York volunteered at the children's hospital in Feb. 1987.

Medical students Miss Rachel Moloney, Ms. Anna Cressey, Mr. C.P.J. Blyth and Mr. Neil Thin were at Aravind helping in the different child care projects of Aravind. They were sponsored by the Royal Commonwealth Society for the Blind, (RCSB) U.K.

### **Training the hospital staff:**

Aravind is recognised as a teaching hospital by the Medical Council of India. In addition to the Diploma (D.O) and Post-graduate (M.S) courses in Ophthalmology, Aravind offers Fellowship programs in the fields of Anterior Segment surgery and Retina & vitreous.

The fifth batch of 6 students passed the Diploma in Ophthalmology (D.O.) course of Madurai Kamaraj University in the examination held in March 1987. With this batch, the total number of ophthalmologists produced at Aravind is twenty five.

The first batch of students for M.S.(Oph) course appeared for the examination held by Madurai Kamaraj University in October 1987.

The new nursing recruits and the existing staff continue to be trained at the hospital focusing on skills and services required in patient care. The major emphasis is on strengthening the training and orientation of the staff towards better patient care. Mr. Daniel Ehrlich, optometrist from Moorfields trained the nursing students at Aravind in refraction. He was sponsored by the RCSB, U.K.

### **Training Ophthalmic personnel from other countries:**

As a part of their training programme in ophthalmology, residents from the Illinois Eye & Ear Infirmary, USA, St. Vincents Hospital in New York City and Cornell University spend two to four weeks at Aravind. The following residents were at Aravind during 1987.

Dr. Mary Pat Collins      Dr. Paul Nichols  
Dr. Doug Day              Dr. Peggy Fishman  
Dr. Anne Coleman and Dr. Dan Greenberg  
from Illinois Eye & Ear Infirmary, Chicago, USA

Dr. Lizbeth Regner      -St. Vincents Hospital, USA

Dr. Jaffrey L. Taveras   -Cornell Medical Centre, USA



Nursing Tutor Mrs. V. Murdock taking a class for the new nursing recruits.



Residents Dr. Lizbeth Regner, Dr. Dan Greenberg and Dr. Jeffrey L. Taveras with Dr. M. Srinivasan in the Cornea clinic.

Dr.Rohit Bhatnagar from John Hopkins University, USA spent several weeks at Aravind, collecting data on cataract patients to study the correlation between formation of cataract and episodes of diarrhoea with life threatening severity.

The World Health Organization recognizes Aravind as a training center for eye health professionals from other countries. The following doctors were here under the World Health Organisation fellowship.

Dr. Nguyen Duy Hoa	- Vietnam
Dr. Vu Cong Long	- Vietnam
Dr. U Than Tin	- Burma
Dr. U Maung Nyo	- Burma

Mrs.Haleema Ibrahim and Miss Mariyam Jameel from Maldives were here for further training as Ophthalmic nurses sponsored by World Health Organisation.

Dr.S.Kugathasan from Srilanka is doing his fellowship at Aravind for one year with a focus on the Retina-vitreous services.

Aravind provides ophthalmic training to the staff from the Nepal Blindness Programme, at the request of Seva foundation. Five ophthalmic assistants-Mr. Sushiljung Rayamjhi, Mr. Hira Shah, Mr.Dhana Shah, Mr. Hari Prasad Ghimire and Mr. Tapraj Bhatt from Lumbini Eye Care Project in Nepal spent 3 months here training in the area of refraction and operation theatre management. Mr.Nara Prasad Moktan and Mr. Albert Deepak Sonar from Nepal were here for training in administration. Their training was sponsored by Seva Foundation.

Under the sponsorship of Norwegian Church Aid, Nepal, Mr.R.C.Bhatta and Mr. J.S.P. Chaudhary were here for training in refraction and operation theatre management.



Dr.Nguyen Duy Hoa and Dr.Vu Cong Long of Vietnam with Dr.Das in the Retina Vitreous clinic.

## Courses conducted at Aravind in 1987:

The following seminars and workshops were conducted by Aravind to benefit its own doctors and doctors from all over India through exchange of knowledge with experts in different fields of ophthalmology from all over the world.

### 1. Post-Conference Seminar on 'Up-date in Ophthalmology (Indo-US program)', (12th & 13th January) co-ordinated by Medical Council of India, Conducted by:

Dr. P. Namperumalsamy	Dr. M. Srinivasan
Dr. G. Natchiar	Dr. P. Vijayalakshmi

of Aravind Eye Hospital, along with the following US doctors of Indian Origin:

Dr. Vinod Lakhanpal	- Univ. of Maryland, USA
Dr. Gullappalli N. Rao	- L.V. Prasad Eye Institute, Hyderabad
Dr. Suresh R Chandra	- Univ. of Wisconsin, USA
Dr. V.S. Nirankari	- Univ. of Maryland, USA
Dr. V.K. Raju	- USA

2. 'Course on Enucleation and Storage of Donor Eyes' was conducted on 7th March by Dr. M. Srinivasan of Aravind and Dr. T. Sitaraman from Kumbakonam. This course was conducted at the request of Lions Club of Kumbakonam, to support their newly established Eye Bank.

3. 'Course on Photocoagulation (Xenon-Argon-YAG)' (11th & 12th July) was conducted by Dr. P. Namperumalsamy & Dr. G. Natchiar of Aravind along with the following doctors:

Dr. Bijayonanda Patnaik	- Retina Associates, New Delhi
Dr. Babu Rajendran	- Vijaya Hospital, Madras
Dr. P. Janakiraman	- Vijaya Hospital, Madras

4. 'Workshop in Neuro Ophthalmology' (21st & 22nd November) was conducted by Dr. G. Natchiar of Aravind, along with the following doctors:

Dr. M. Sambasivam	- Medical College, Trivandrum
Dr. C.U. Velmurugendran	- Govt. General Hospital Madras
Dr. V.R.K. Rao	- Shree Chitra Thirunal Medical Centre, Trivandrum
Dr. M. Natarajan	- Neurosurgeon, Madurai
Dr. K. Srinivasan	- Neurologist, Madurai
Dr. V.S. Shetty	- Govt. Rajaji Hospital, Madurai



Dr. V.K. Raju, Dr. Vinod Lakhanpal, Dr. Gulapalli Rao and Dr. Nirankari with Dr. M. Srinivasan at the "Update in Ophthalmology" seminar.

1. Dr.G.Natchiar participated in conducting the '**Symposium and Workshop on Anterior Segment surgery and IOL Implantation**' held at Little Flower Eye Hospital at Angamally (16th to 18th January 1987)

2. **The 2nd Biennial Conference of Strabismological Society of India** - at All India Institute of Medical Sciences, New Delhi on 24th January 1987

Dr.P.Vijayalakshmi:

- Investigations of Paretic Squint' - a lecture
- Adjustable suture technique in strabismus surgery

3. '**Symposium on Prevention of Hypertension**' conducted by National Council of Hypertension, India at Madurai (25th January) Dr.G.Natchiar gave lecture on - 'Eye Complications in Hypertension'

4. **All India Ophthalmology Conference** at Hyderabad in January 1987

Dr.P.Namperumalsamy

- Pars Plana surgery of anterior segment (instruction course)
- Convenor of current status programme on 'Vitreous Haemorrhage, cause and management'
- Round-table meeting on 'Retina and Vitreous'

Dr.M. Srinivasan - 'Serum Immunoglobulins in Mycotic Keratitis'

Dr. Taraprasad Das presented papers on:

- Combined photocoagulation and cryotherapy on treatment of Eales' Retinopathy
- Wedge scleral buckling in prevention of fishmouth phenomenon in retinal detachment surgery

5. **Meeting of the Research Grantees of National Academy of Sciences** - Board on Science and Technology for International Development, USA was held at Lima, Peru in S.America (30th March to 4th April 1987)

Mr.R.D.Thulasiraj attended the meeting and updated the researchers about the progress in the 'Rapid Epidemiologic Assessment of Cataract' study.

6. Dr.Natchiar gave the 'Endowment lecture' at Indian Medical Association, Guntur on 4th April on 'Intra Ocular Lenses'

7. **III World Cornea Congress** held at Washington DC. (26th April to 1st May 1987.)

Dr. M. Srinivasan - 'Keratomycosis in South India'

8. **Sixth International Orthoptic Congress** at Harrogate, Britain (29th, 30th June, 1st and 2nd July 87.)

Dr.P. Vijayalakshmi-'A study of Anomalies of accommodation in pre-presbyopia age group'

9. **Seminar & Workshop on Micro-surgery of the Anterior segment of the eye** at St. Joseph Eye Hospital, Trichy.-July 1987

Dr. P. Namperumalsamy gave a lecture on

'Step by step surgical procedure of lensectomy'

Dr. G.Natchiar gave lectures on

- Combined procedures
- Step by step surgical technique of Anterior Chamber Lens Implantation
- Yag Laser Capsulotomy-personal experiences

10. **'Symposium on Industrial Ophthalmology** at Bangalore (9th August) Dr.G.Natchiar gave lecture on-'Management of Penetrating and Concussive Injuries of Posterior Segment of the Eye'

11. **Regional Conference of Indian Association of Medical Microbiologists** at Pondicherry 29th August 1987. Dr. Savitri Sharma-'Keratomycosis in South India: A study of aetiological agents'.

12. Dr. Savitri Sharma, ocular microbiologist, Aravind was in Paris from the 9th to 16th September 1987 to learn the new technique **'Impression Cytology by Transfer Method'** for Vitamin A. assessment. She was trained under Dr.Olivier Amedee-Manesme at INSERM, Hepotology Laboratory, Hôpital De Bicetre, Paris, France.

13. **First National Symposium on Paediatric Ophthalmology** organised by A.P. State Ophthalmic Society Conference at Hyderabad (20th, 21st, and 22nd September 1987).

Dr.P. Namperumalsamy gave lectures on

- Surgery of Congenital Cataract-Pars Plana Lensectomy
- Differential diagnosis of echoes behind lens in children
- Management of Retinal detachment in children



Dr. G. Natchiar - Optic Atrophy - causes of Papillaedema in children or Craniofacial Anomalies'.  
Dr. G. Natchiar won the **'Dr. Rustom Ranji Oration Medal'** for this paper.

Dr. P. Vijayalakshmi gave lectures on

- Modern techniques in examination of children
- Accommodative Esotropia
- Modern trends in Occlusion Therapy



14. **Pars Plana Surgery for Anterior Segment "Retina update" symposium** at Virdabha Ophthalmological Society, Nagpur on September 87.

Dr. P. Namperumalsamy-'Management of perforating eye injuries through Pars Plana surgery'.

15. **The 35th Annual Conference of Madras State Ophthalmic Association** was held at Erode (26th,27th and 28th September 1987).

Dr. G. Natchiar conducted a symposium on Paediatric Ophthalmology

Dr. P. Vijayalakshmi -' Management of Amblyopia'

Dr. Taraprasad Das -'Ultrasonography in ocular trauma'

Dr. Savitri Sharma presented papers on

- 'Management of common ocular infections in children: Microbiological aspects'

- 'Acanthamoeba keratitis': First culture proved case in India.

Dr. Savitri won the '**Best Scientific Paper**' award for this presentation.

Dr. J. Sudhakar -'Complications of posterior chamber IOL Implantation. (our experiences)'

Dr.R.D. Ravindran presented papers on

- 'ND:Yag Laser Iridotomy'

- 'Our experiences with secondary IOL Implantation'

16. **3rd Eastern India Zonal Ophthalmological Conference & Silver Jubilee Conference-Bihar Ophthalmological Society** at Patna (28th & 29th Nov.87)

Dr.P. Namperumalsamy-Guest Speaker-'Present Status of Parsplana Surgery'.

He was awarded the '**Parasnath Sinha**' gold medal for this presentation.

17. '**Eighth Annual Conference of the Indian Society of Hospital Administrators**' at Madras (3rd to 5th December 1987)

Mr. R.D. Thulasiraj-'Approaches to resource optimisation in Eye care delivery-a case study'

18. **Kerala State Ophthalmological Society** - at Quilon (6th Dec. 87)

Dr.P.Namperumalsamy-Guest Speaker-Oration on Retina

- 'Management of Diabetic Retinopathy'

Dr.G.Natchiar-'A guide to Neuro-Ophthalmologic Examination'

Also organised a symposium on Neuro-Ophthalmology.

19. **Symposium on Retina and Vitreous** at Little Flower Hospital, Angamally (27th & 28th Dec.1987.)

Dr.P.Namperumalsamy participated and gave lectures on:

- Fluorescein Angiography

- Prophylaxis in Retinal Detachment

- Periphlebitis: Aetiology; Investigations and Management

20. Dr.G. Natchiar gave a lecture on '**Intra Ocular Lens Implantation**' at the Indian Medical Association Annual Meeting 1987 at Madurai.

## MAGAZINE

'Kannoli'-a Tamil monthly brought out by the hospital and the eye bank of Madurai to create awareness in the public about eye care.

## BOOK

**Neuro-Ophthalmology-a manual for post-graduates-Edited by Dr.G.Natchiar**

## PUBLICATIONS

- 1. New Ocular Trauma** - Dr. M. Srinivasan  
- Journal of Madras State Ophthalmic Association
- 2. Hamycin for Keratomycosis** Dr. M.Srinivasan and Dr. Savitri Sharma  
- Journal of Madras State Ophthalmic Association
- 3. Nocardia asteroides as a cause of corneal ulcer** - Dr.M.Srinivasan and Dr. Savitri Sharma  
- Archives of Ophthalmology
- 4. Ultrasonic Characterisation of Proliferative Vitreoretinopathy**  
- Dr. Taraprasad Das and Dr.P. Namperumalsamy  
- Afro-Asian Journal of Ophthalmology 1987.
- 5. Cystoid macular oedema following pars plicate lensectomy**  
- Dr.P.Namperumalsamy and Dr. Taraprasad Das  
- Ophthalmology-Proceedings of X Congress of Asia-Pacific Academy of Ophthalmology, New Delhi
- 6. Defective Vision-Its various manifestations in the field of Neuro-Ophthalmology**  
- Dr.G.Natchiar  
- Ophthalmology-Proceedings of X Congress of Asia-Pacific Academy of Ophthalmology, New Delhi
- 7. Ultrasonography in Ocular Trauma** - Dr. P. Namperumalsamy and Dr.Taraprasad Das  
- Indian Journal of Ophthalmology
- 8. Corneal Ulceration by Shigella Dysenteriae** -Dr. Savitri Sharma  
- Afro-Asian Journal of Ophthalmology, 6:107, 1987.



Dr.Venkatasamy received "Melvin Jones Fellow Award" on 25th January 1987 at the Lions Regional Conference held at Madurai.

Dr. G.Venkataswamy received 'Dr.M.P.Mehre Memorial Award' on 18th January 1987 at Sitapur, U.P. from Mr.N.D.Tewari, Minister for External affairs.



On May 27th at the United Nations Building in New York Dr.G.Venkataswamy received the Helen Keller International award' in honour of his pioneering work fighting Cataract Blindness.

On the 24th of May 1987, Dr.G.Venkataswamy received the '**Tamilnadu Foundation Award**' from the Tamilnadu Foundation in Ypsilanti, Michigan, USA

Dr. G.Natchiar received the '**Dr. Rustom Ranji Oration Gold Medal**' instituted by Andhra Pradesh State Ophthalmic Society at Kurnool on 11th October 1987.

Dr.P.Namperumalsamy was awarded the '**Parasnath Sinha Gold Medal**' at the Ophthalmic Conference held at Patna on the 28th & 29th of November 1987, for his presentation on 'Present Status of Parsplana Surgery'.



# ARAVIND EYE HOSPITAL & POST-GRADUATE INSTITUTE OF OPHTHALMOLOGY

1, Anna Nagar, Madurai - 625 020, India

Phone: (0452) 43301

CABLE: ARAVIND EYE

TELEX: 445 340 AEH IN



---

## BOARD OF TRUSTEES

President

DR. G. VENKATASWAMY

DR. G. NALLAKRISHNAN

DR. P. NAMPERUMALSAMY

MR. S. RAMASAMY

MR. G. SRINIVASAN

DR. G. NATCHIAR NAMPERUMALSAMY

MRS. MEENAKSHI NALLAKRISHNAN

MRS. JANAKI RAMASAMY

MRS. LALITHA SRINIVASAN

DR. RAJENDRA T. VYAS



President, Rotary Club

Main Branch, Madurai

(Ex-Officio Trustee)

---

